

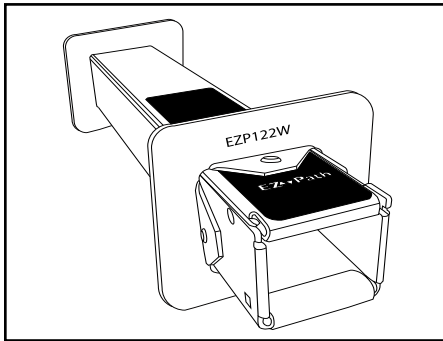


EZ PATH® SERIES 22 FIRE RATED PATHWAY

APPLICATIONS

EZ Path® Series 22 Fire Rated Pathway is designed for easy installation in walls. Tested and approved cable capacities range from 0 to 100% visual fill. EZ Path® Series 22 Fire Rated Pathway when installed with provided wall plates is designed for new cable installations. In these installations, the device does not require mechanical attachment to either the wall or the wall framing and may be installed after the wallboard has been installed. EZ Path® Series 22's split body design also allows the device to be easily disassembled and installed around previously installed cables in existing construction.

EZ Path® Series 22 Fire Rated Pathway provides exceptional cable capacity. A single unit installed in a wall has an equal cable carrying capacity of a 2" (50 mm) diam sleeve utilizing typical putty firestop systems (35% cable loading).



PRODUCT DESCRIPTION

The EZ Path® Series 22 Fire Rated Pathway is a pathway device designed to allow cables to penetrate fire-rated walls without the need for firestopping. This device features a built-in fire sealing system that automatically adjusts to the amount of cables installed. Once installed in a fire barrier, cables can be easily added or removed at any time without the need to remove or reinstall firestopping materials.

The EZ Path® Series 22 Fire Rated Pathway consists of an enclosed heavy gauge galvanized steel pathway lined with intumescent material engineered for rapid expansion when exposed to fire or high temperatures, quickly sealing the pathway and preventing the passage of flames and smoke.

EZ Path® Series 22 Fire Rated Pathway is painted safety orange for easy identification. Its compact square profile allows a maximum number of cables to be installed in a relatively small area. The pathway measures approximately 1-1/2" x 1-1/2" (37mm) and is 10-1/2" (267 mm) long.

FEATURES

- Easy to install
- No firestopping required
- Firestopped at all stages of use
- UL Tested - Low Leakage!
- UL Classified for the complete range of its capacity
- Match the capacity of a 2" (50 mm) conduit
- Acoustically Tested



FIRESTOP DEVICE CERTIFIED FOR USE IN THROUGH-PENETRATION FIRESTOP SYSTEMS SEE UL ONLINE CERTIFICATIONS DIRECTORY.



PERFORMANCE

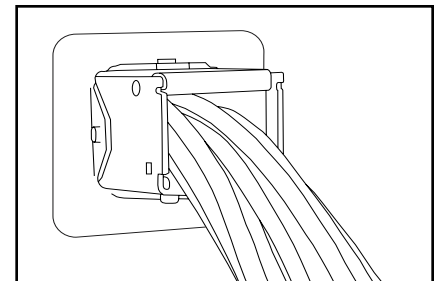
EZ Path® Series 22 Fire Rated Pathway is UL Tested and Certified in accordance with ASTM E814 (UL1479) and CAN/ULC S115. Systems are available for common wall construction with ratings up to and including 2 hours.

SPECIFICATIONS

All data, video, and communications cable bundles shall utilize an enclosed fire-rated pathway device wherever said cables penetrate rated walls. The fire-rated pathway shall contain a built-in fire sealing system sufficient to maintain the hourly fire rating of the barrier being penetrated. The self-contained sealing system shall automatically adjust to the installed cable loading and shall permit cables to be installed, removed, or retrofitted without the need to remove or reinstall firestop materials. The pathway shall be UL Certified and tested to the requirements of ASTM E814 (UL1479) and CAN/ULC S115.

SPECIFIED DIVISIONS

DIV.	7	07 84 00	Through-Penetration Firestopping
DIV.	26	26 00 00	Electrical
DIV.	27	27 00 00	Communications



MAINTENANCE

No maintenance of the pathway is normally required.



INSTALLATION INSTRUCTIONS

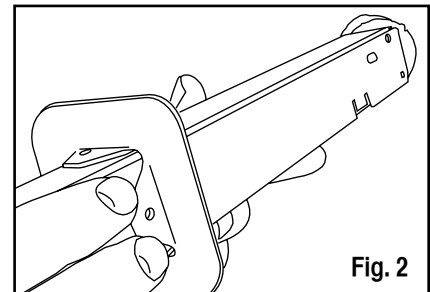
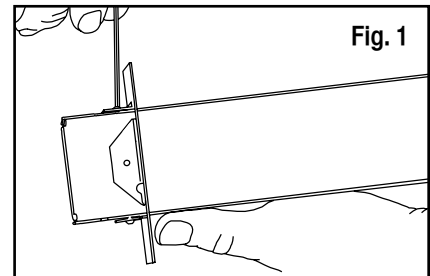
UL Classified Systems presently cover installations in framed gypsum board walls as well as masonry walls with ratings of up to 2 hours.

Installation in walls for new cabling installations utilizes one device with provided wall plates and gaskets. Wall plates are secured to pathway using an Allen wrench provided by the manufacturer with each kit. Installation is easily and quickly accomplished using the following steps:

1. Make an opening using a 2" (50 mm) hole saw or measure and cut a nom 1-3/4" (44 mm) square opening through wall.
2. Pre position and fasten wall plate to one side of pathway (see Fig 1) roughly centering pathway within barrier.
3. Slide provided gasket over end of pathway and insert through opening in the wall (See Fig. 2).
4. Working from the opposite side of the wall, install remaining gasket and wall plate to complete the installation.

Wall installation for existing cables

For normal sized openings, the opening is squared off and a single EZD22 pathway is installed in the wall. The periphery is sealed using SpecSeal Firestop Sealant (See Table B: ORDERING INFORMATION).



TECHNICAL SERVICE

Technical information including Product Data Sheets, Installation Instructions, applicable UL Classified Systems, Certificates of Conformance, and suggested specifications are available at the company's web site (www.stifirestop.com). For all other information, contact the manufacturer directly by dialing (800) 992-1180.

PRECAUTIONARY INFORMATION

The use of this device is subject to local, regional and national codes. Consult the local Building Code Official or Authority Having Jurisdiction regarding any regional or local requirements that might influence the selection or use of this product.

AVAILABILITY

See Table B - Ordering Information. EZ Path® Fire-Rated Pathway Products are available from designated authorized STI distributors. Consult the factory or visit the web site (www.stifirestop.com) for the names and locations of the nearest sales representatives or distributors.

Shell Composition	0.059" (1.5 mm) Gal. Steel
Cable Loading Area	1-1/4 sq. in. (nom.) (8.06 cm ²)
Allowable Cable Fill	100% Visual
Fire Resistance Ratings	1 and 2 Hour
Expansion Begins	350° F (177°C)
Volume Expansion	30X
Sample Cable Volume Average od of 0.236" (Cat 6)	15 (nom.)
In-Service Temp.	-10°F (-23°C) - 120°F (49°C)
Storage Temp.	Less than 120°F (49°C)
Shelf Life	No Limit

TABLE B: ORDERING INFORMATION

CAT. NO.	DESCRIPTION	CASE QTY.
EZD22	Series 22 device, full kit includes wall plates & labels	6

IMPORTANT NOTICE: All statements, technical information, and recommendations contained herein are based upon testing believed to be reliable, but the accuracy and completeness thereof is not guaranteed.

LIMITED WARRANTY: STI warrants that its products will be free of defects for one year from the date of purchase. In the event a product does not conform to this warranty, the sole and exclusive remedy is, at STI's option, replacement of the product or refund of the purchase price. The warranty provided herein shall be void and of no effect in the event that the product is not installed in accordance with STI's published instructions, listed systems and applicable building and safety codes. THIS WARRANTY IS IN LIEU OF ALL OTHER REPRESENTATIONS AND EXPRESSED OR IMPLIED WARRANTIES (including the implied warranties of merchantability or fitness for a particular use) AND UNDER NO CIRCUMSTANCES SHALL STI BE LIABLE FOR ANY DIRECT, INDIRECT, SPECIAL, INCIDENTAL OR CONSEQUENTIAL DAMAGES OR LOSSES, INCLUDING, WITHOUT LIMITATION, ANY LOSS OF REVENUE, PROFIT OR USE. Prior to use, the user shall determine the suitability of the product for its intended use, and the user assumes all risks and liability for subsequent use. No person other than an officer of STI is authorized to bind STI to any other warranty for any product for which this warranty is issued.

MADE IN THE USA – COPYRIGHT © 2017 SPECIFIED TECHNOLOGIES, INC.



Specified Technologies Inc. • Somerville, NJ 08876 USA • US Toll Free: (800) 992-1180 • Outside US: + 1 908 526 8000

