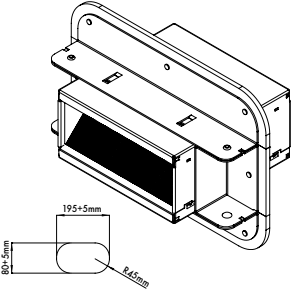




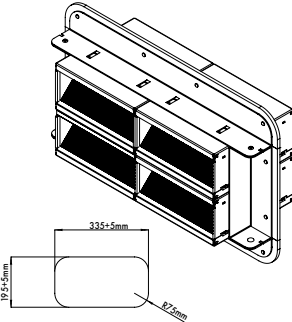
## MDM150 INSTALLATION INSTRUCTIONS

MADE IN USA

### CAT NO. MDM150A



### CAT NO. MDM150B



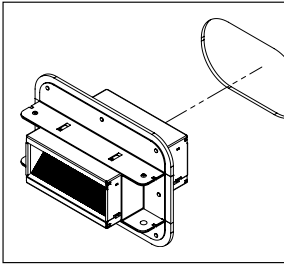
**LIMITED WARRANTY:** STI warrants that its products will be free of defects for one year from the date of purchase. In the event a product does not conform to this warranty, the sole and exclusive remedy is, at STI's option, replacement of the product or refund of the purchase price. The warranty provided herein shall be void and of no effect in the event that the product is not installed in accordance with STI's published instructions, listed systems and applicable building and safety codes. THIS WARRANTY IS IN LIEU OF ALL OTHER REPRESENTATIONS AND EXPRESSED OR IMPLIED WARRANTIES (including the implied warranties of merchantability or fitness for a particular use) AND UNDER NO CIRCUMSTANCES SHALL STI BE LIABLE FOR ANY DIRECT, INDIRECT, SPECIAL, INCIDENTAL OR CONSEQUENTIAL DAMAGES OR LOSSES, INCLUDING, WITHOUT LIMITATION, ANY LOSS OF REVENUE, PROFIT OR USE. Prior to use, the user shall determine the suitability of the product for its intended use, and the user assumes all risks and liability for subsequent use. No person other than an officer of STI is authorized to bind STI to any other warranty for any product for which this warranty is issued.

COPYRIGHT © 2013 SPECIFIED TECHNOLOGIES INC.

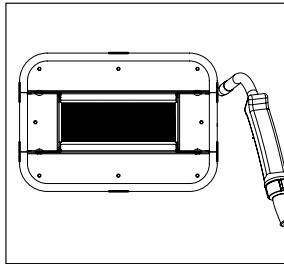
### INSTALLED IN DECK OR BULKHEAD

#### MDM150A

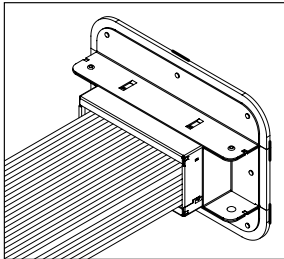
##### STEP 1



##### STEP 2

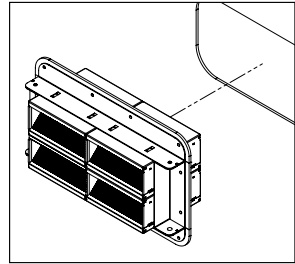


##### STEP 3

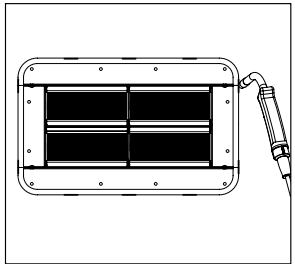


#### MDM150B

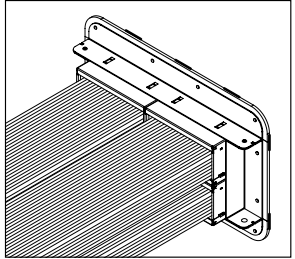
##### STEP 1



##### STEP 2



##### STEP 3



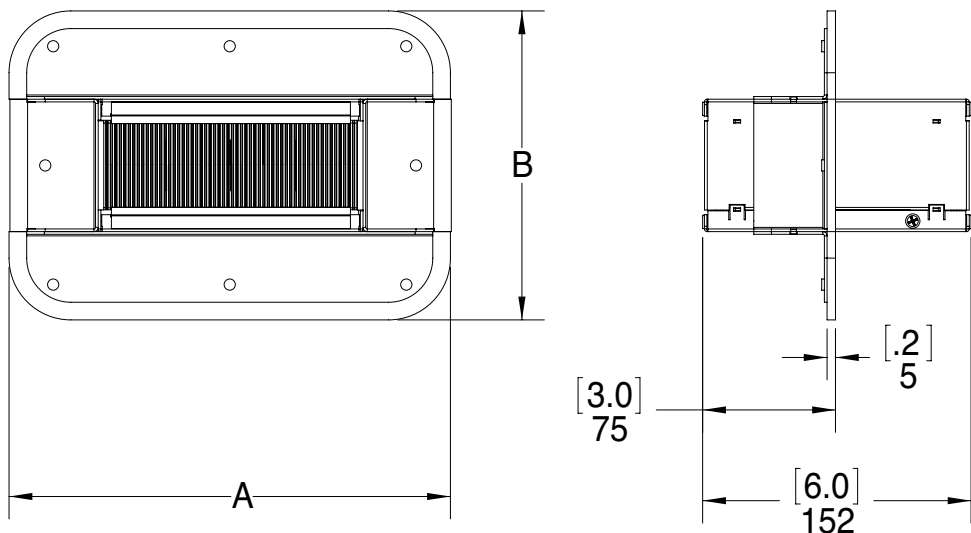


**EZPath<sup>®</sup> MDM**  
MARINE FIRE RATED PATHWAY

**MDM150 INSTALLATION INSTRUCTIONS**



**PATHWAY DIMENSIONS**



	<b>MDM150A</b> (1 PATHWAY)		<b>MDM150B</b> (4 PATHWAYS)	
	mm	in	mm	in
<b>A</b>	250	9.8	400	15.7
<b>B</b>	175	6.9	250	9.8

